
































































# NEO ICON KEYPAD

This card provides basic operation of the most commonly used features on your security alarm system. If you need more information, please consult your owner's manual or call Amherst Alarm at (716) 632-4600.



[WWW.AMHERSTALARM.COM](http://www.AMHERSTALARM.COM)

## QUICK REFERENCE

Arm Stay	 for 2 seconds
Arm Away	 for 2 seconds
Turn Chime On/Off	 for 2 seconds OR   + [Access Code]
Reset Smoke Detectors	 for 2 seconds OR   
Quick Arm/Exit	 for 2 seconds OR  
Disarm the system	Enter your 4 digit access code
Night Arm	(When armed in Stay Mode)  
No-Entry Arming	(While system is armed)   + [Access Code]
Duress Code	    for a silent panic alarm**
Bypass Zones	  [3 Digit Zone Number]
Add User / Change User Code	  [Master Code] + [2-digit User #]  [Enter New Code]  
View Troubles	  +  
View Alarms	  +  
Delete User	  + [Master Code] + [2-digit User #]    
Set Date & Time	  [Master Code] +   + [New Date/Time]  
Change Brightness	  + [Master Code] +   +   +  
Buzzer Volume	  + [Master Code] +   +   +  

\* Master Code is User 01. \*\*Duress Code is User 33. Your Duress code may be changed from 4444.

## EMERGENCY PROCEDURES

In case of...	What to do...	What happens...
Accidental Alarm Activation	<ol style="list-style-type: none"> <li>1. Enter your access code</li> <li>2. Wait for the Monitoring Response Center to call you</li> </ol>	<ol style="list-style-type: none"> <li>1. Alarm will sound until a valid access code is entered</li> <li>2. Give the dispatcher your password</li> </ol>
Fire Alarm	<ol style="list-style-type: none"> <li>1. Leave immediately. If you are already outside DO NOT re-enter the building</li> <li>2. Follow your fire evacuation plan</li> <li>3. Call 911 or fire department from a safe distance as an extra precaution</li> </ol>	<ol style="list-style-type: none"> <li>1. Alarm will sound</li> <li>2. The system will automatically notify the Monitoring Response Center, who will dispatch the fire department</li> </ol>
Burglary Alarm	<ol style="list-style-type: none"> <li>1. If you are already outside, DO NOT re-enter the building.</li> <li>2. Call 911 or police department from a safe distance as an extra precaution</li> <li>3. If you are inside the building and can leave safely, do so.</li> </ol>	<ol style="list-style-type: none"> <li>1. Alarm will sound</li> <li>2. The system will automatically notify the Monitoring Response Center, who will verify the alarm before dispatching the police</li> </ol>
CO Alarm	<ol style="list-style-type: none"> <li>1. Immediately move outdoors or to an open window/door</li> <li>2. Call emergency services as an extra precaution</li> </ol>	<ol style="list-style-type: none"> <li>1. Alarm will sound</li> <li>2. The system will automatically notify the Monitoring Response Center, who will dispatch emergency services</li> </ol>

## WHAT THE SOUND MEANS

High volume, high pitched pulsing	FIRE
Rapidly alternating high/low pitched tone	BURGLARY or TAMPERING
Beep every 8 -10 seconds	SYSTEM TROUBLE CONDITION
4 quick beeps followed by a 5 second pause	CARBON MONOXIDE PRESENT



WATCHING OUT FOR WNY SINCE 1984

